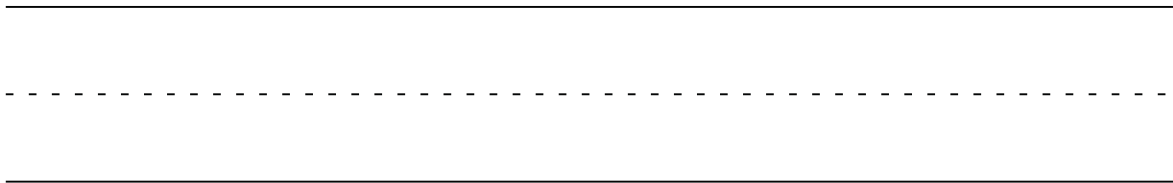
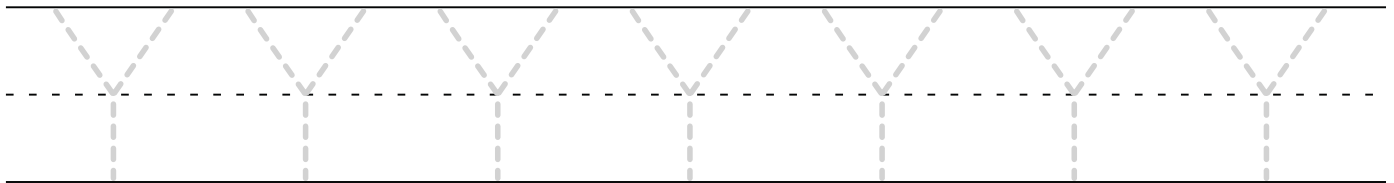
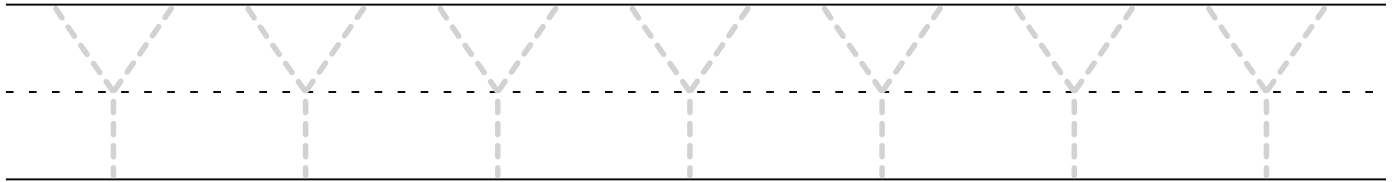
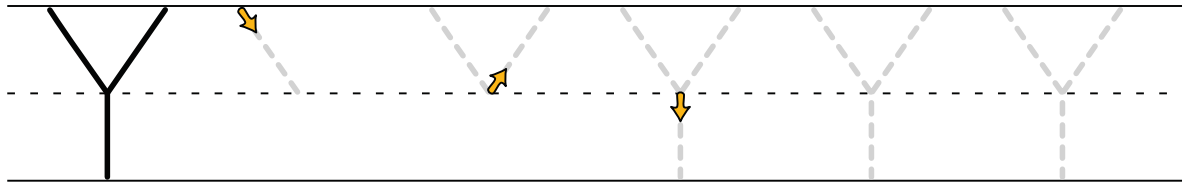




Tracing the letter Y: Direct your child to hold the pencil firmly between his thumb and index finger, resting it on his middle finger for support. The arrows indicate the proper and easiest construction of the letter.



Tip for parents: Remind your child to start by drawing a lowercase v resting on the dotted middle line. Then direct him to pick up the pencil, rest it on the bottom of the v, and draw a straight line down to complete the letter.

Why keep the fun all to yourself? Please feel free to share this worksheet with friends. See more at KiDoTi.com