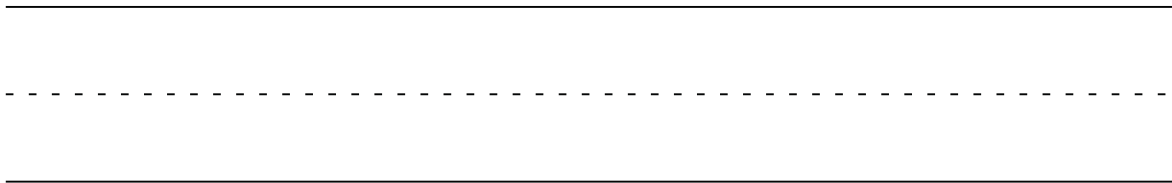
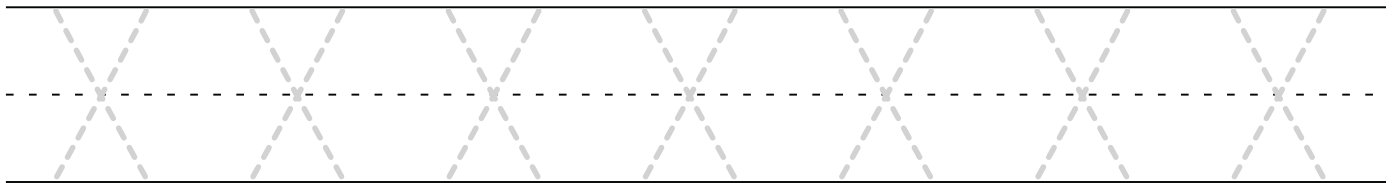
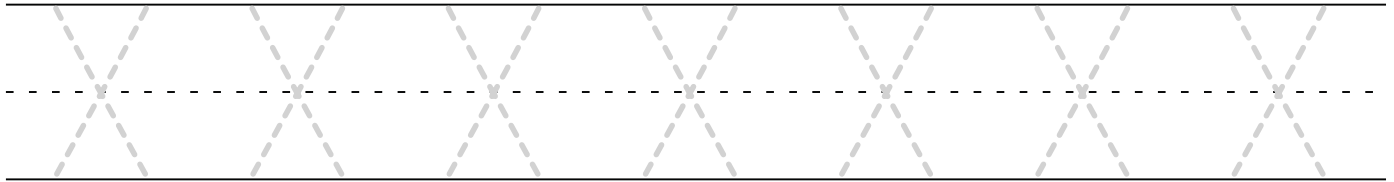
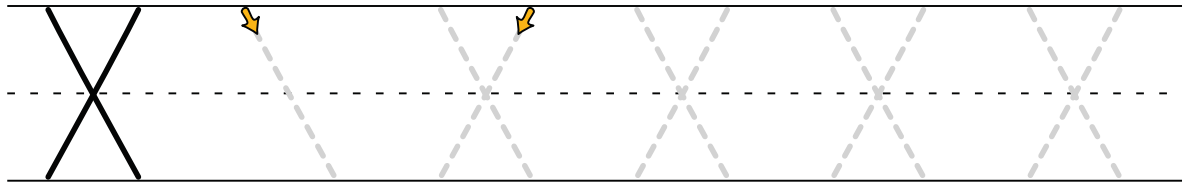




Tracing the letter X: Direct your child to hold the pencil firmly between his thumb and index finger, resting it on his middle finger for support. The arrows indicate the proper and easiest construction of the letter.



Tip for parents: The key to writing a perfect X is to make sure the two lines cross at their midpoints. Explain to your child how the second line should “cut the first line in half.”

Why keep the fun all to yourself? Please feel free to share this worksheet with friends. See more at [KiDoti.com](https://www.kidoti.com)