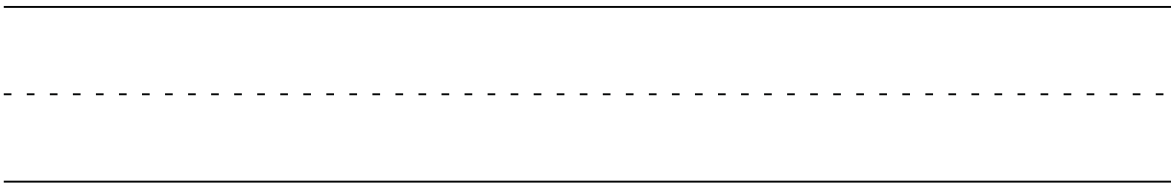
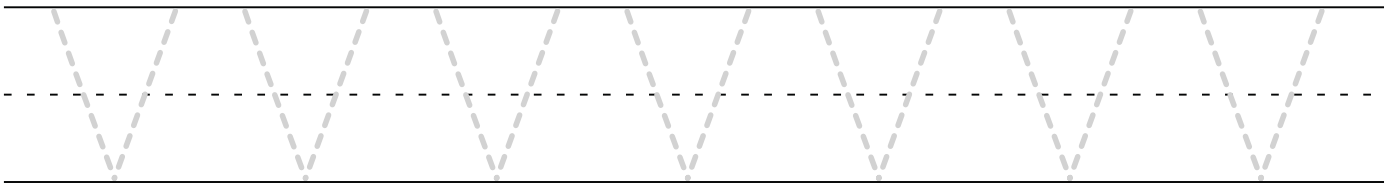
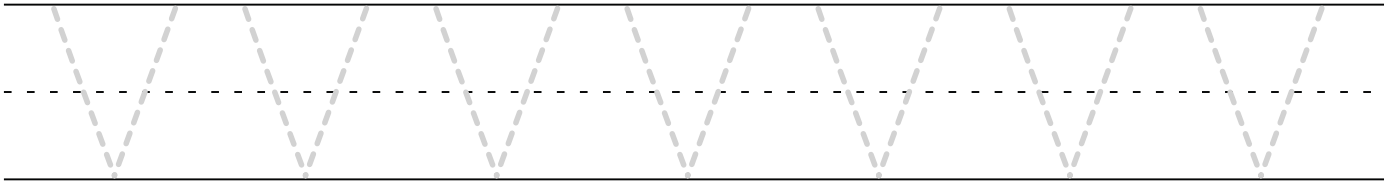
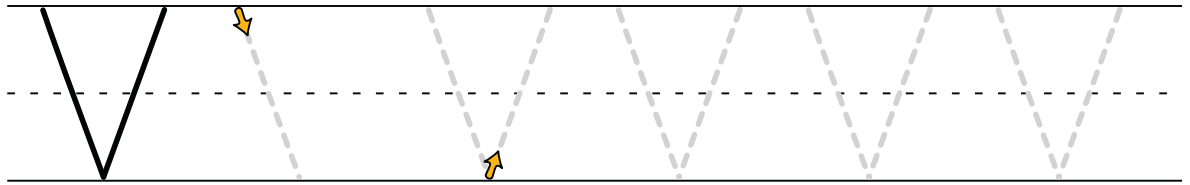




**Tracing the letter V:** Direct your child to hold the pencil firmly between his thumb and index finger, resting it on his middle finger for support. The arrows indicate the proper and easiest construction of the letter.



**Tip for parents:** The uppercase V is drawn in one stroke, without lifting up the pencil. Direct your child to first draw a slanted vertical line downward, then change the direction of the pencil and go back to the top line.

Why keep the fun all to yourself? Please feel free to share this worksheet with friends. See more at [KiDoTi.com](http://KiDoTi.com)