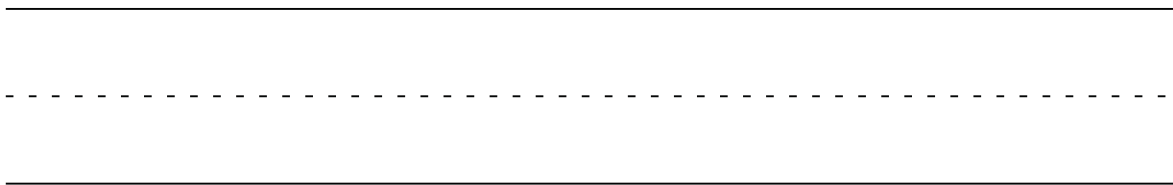
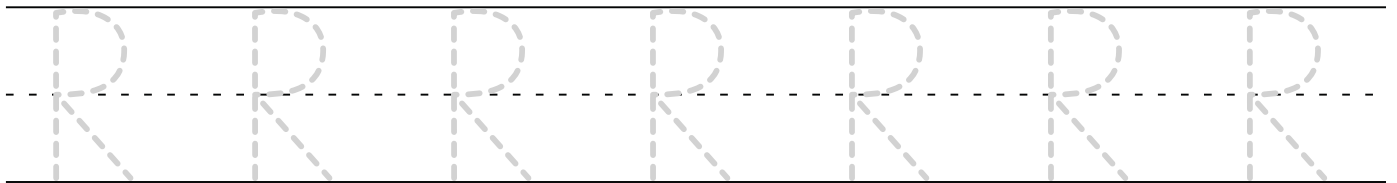
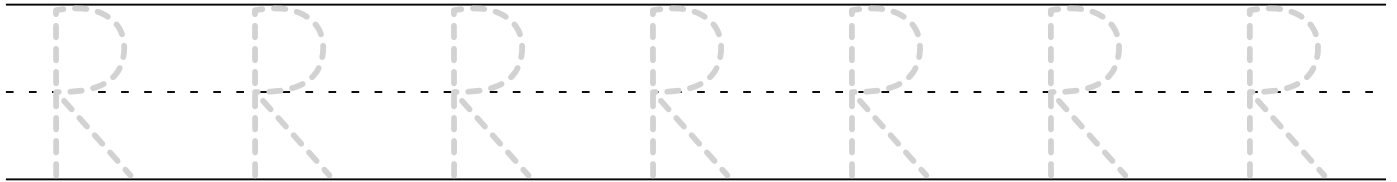
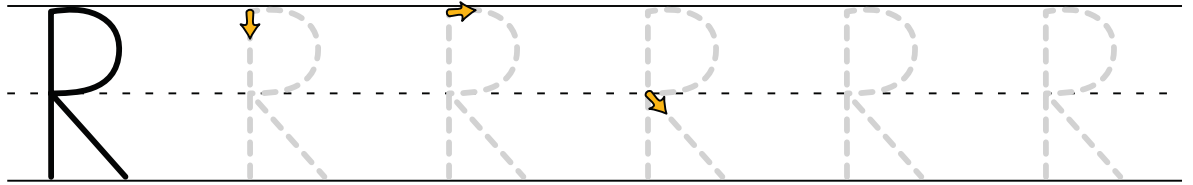




Tracing the letter R: Direct your child to hold the pencil firmly between his thumb and index finger, resting it on his middle finger for support. The arrows indicate the proper and easiest construction of the letter.



Tip for parents: Children love to think of this letter as a “P with a leg.” After your child has drawn an uppercase P, direct him to leave the pencil on the paper and add a “leg” that moves diagonally down to touch the bottom line.

Why keep the fun all to yourself? Please feel free to share this worksheet with friends. See more at KiDoTi.com