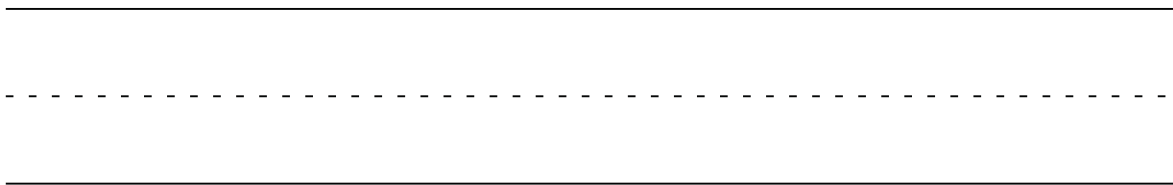
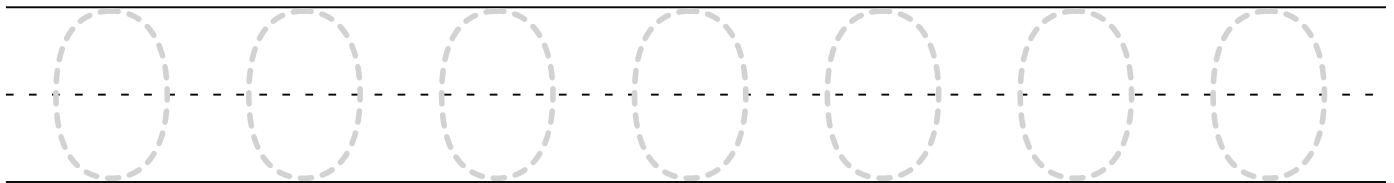
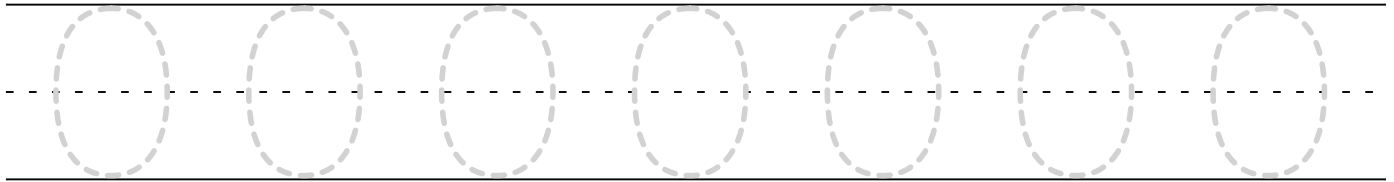
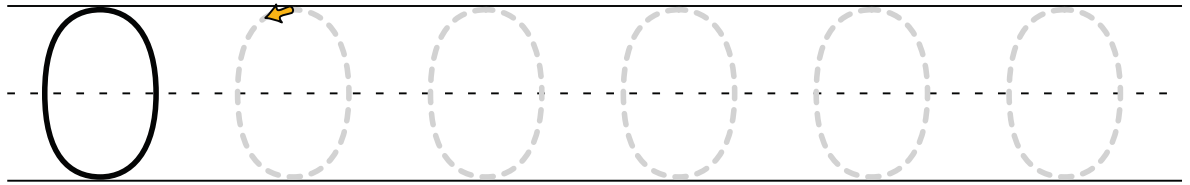




**Tracing the letter O:** Direct your child to hold the pencil firmly between his thumb and index finger, resting it on his middle finger for support. The arrows indicate the proper and easiest construction of the letter.



**Tip for parents:** This is an easy letter for most children to draw. Direct your child to make sure he draws the letter nice and round and that the pencil starts and ends on the same spot.

Why keep the fun all to yourself? Please feel free to share this worksheet with friends. See more at [KiDoTi.com](http://KiDoTi.com)