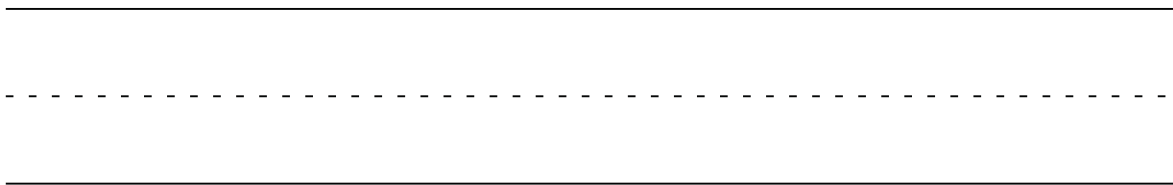
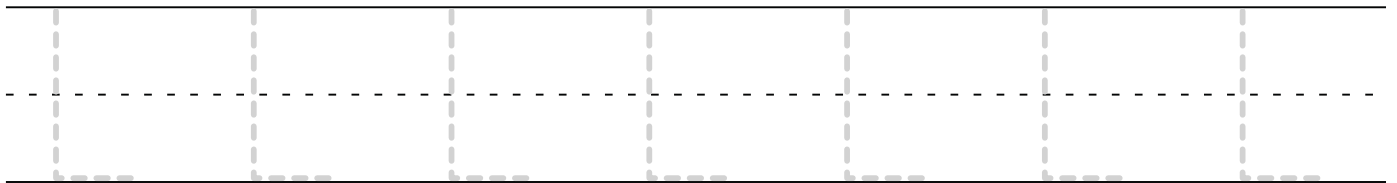
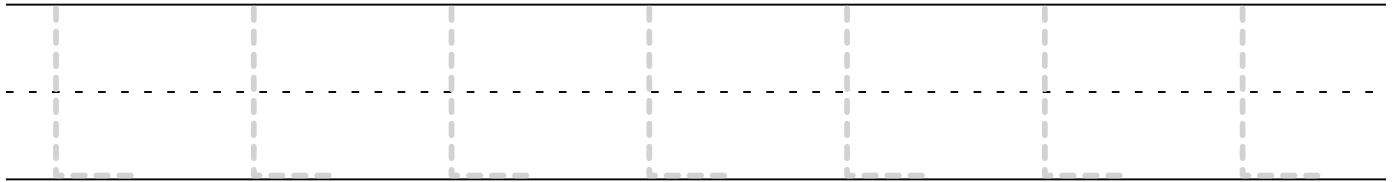
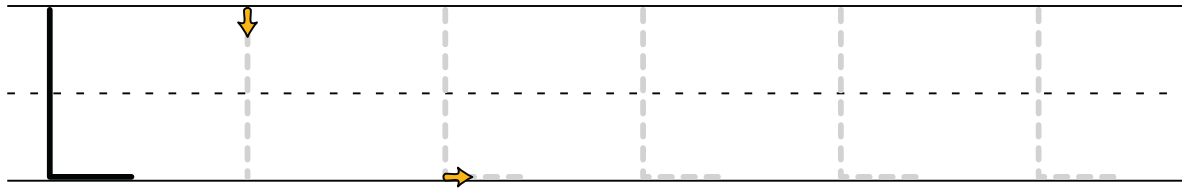




**Tracing the letter L:** Direct your child to hold the pencil firmly between his thumb and index finger, resting it on his middle finger for support. The arrows indicate the proper and easiest construction of the letter.



**Tip for parents:** This letter should be drawn in one stroke. After your child draws a straight line down, direct him to leave the pencil on the paper and change direction to draw the bottom line of the letter.

Why keep the fun all to yourself? Please feel free to share this worksheet with friends. See more at [KiDoti.com](https://www.kidoti.com)