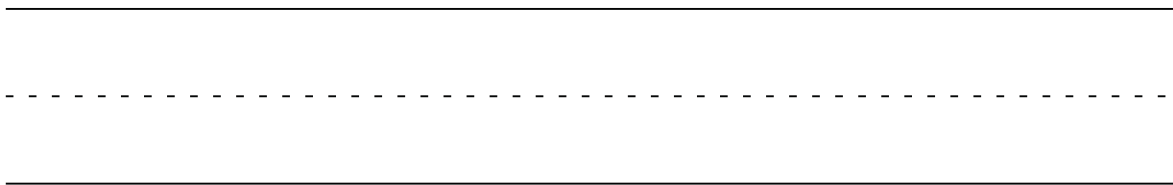
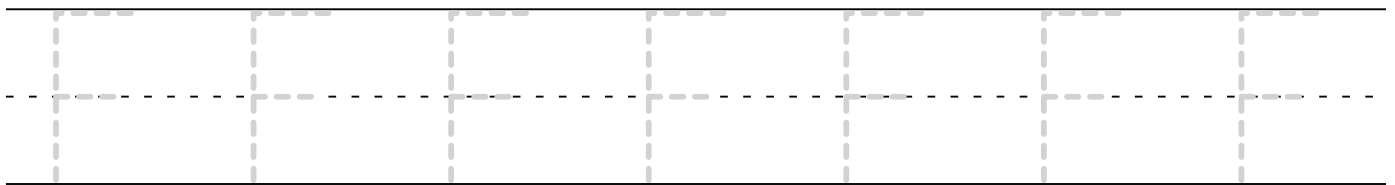
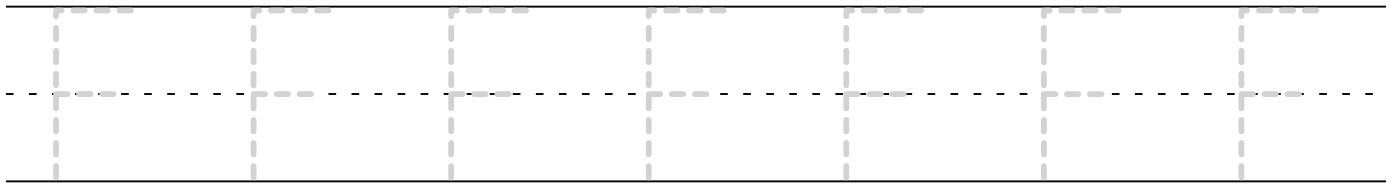
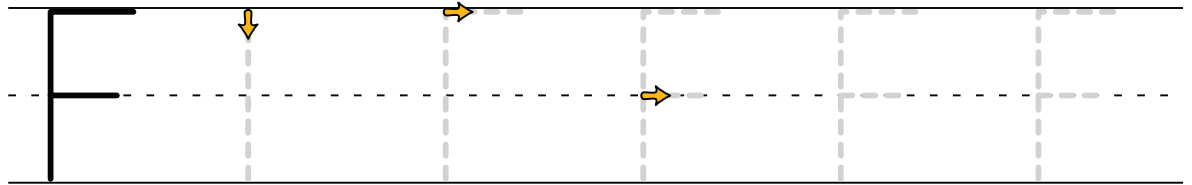


Tracing the letter F: Direct your child to hold the pencil firmly between his thumb and index finger, resting it on his middle finger for support. The arrows indicate the proper and easiest construction of the letter.



Tip for parents: This letter needs 3 strokes. Remind your child to always put the pencil tip down directly on the line he already drew before adding a new horizontal line to the letter. This ensures there are no gaps between the lines.

Why keep the fun all to yourself? Please feel free to share this worksheet with friends. See more at KiDoTi.com