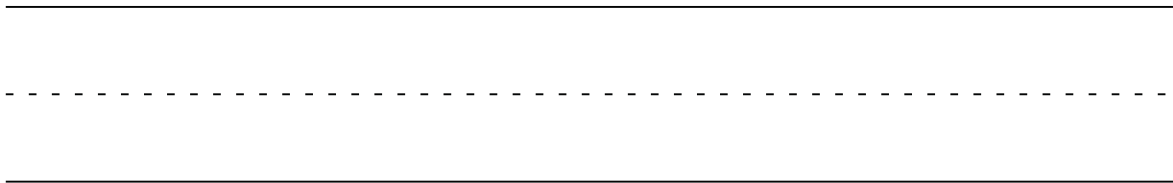
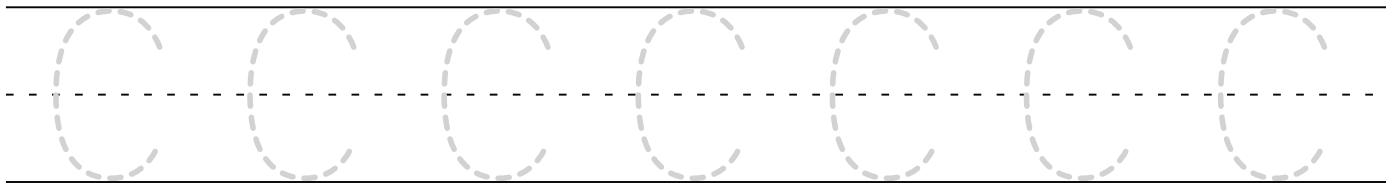
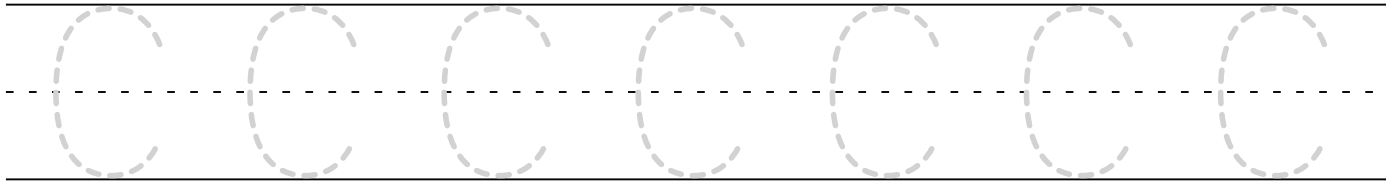
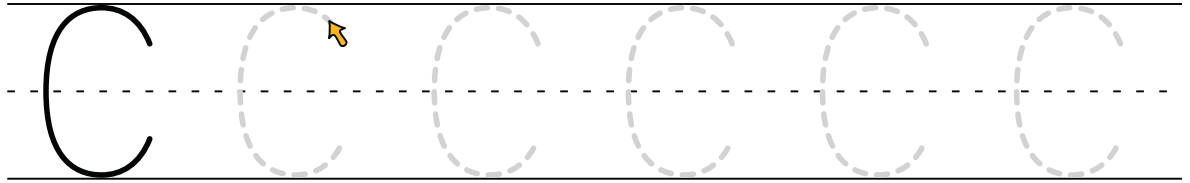


**Tracing the letter C:** Direct your child to hold the pencil firmly between his thumb and index finger, resting it on his middle finger for support. The arrows indicate the proper and easiest construction of the letter.



**Tip for parents:** To get a nice curve, direct your child to begin with the pencil just under the solid line at the top and end the curve just above the solid line at the bottom. This will create a nice, full curve.

Why keep the fun all to yourself? Please feel free to share this worksheet with friends. See more worksheets at [KiDoTi.com](http://KiDoTi.com)