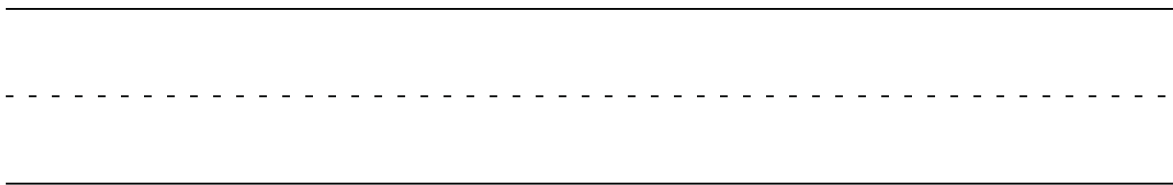
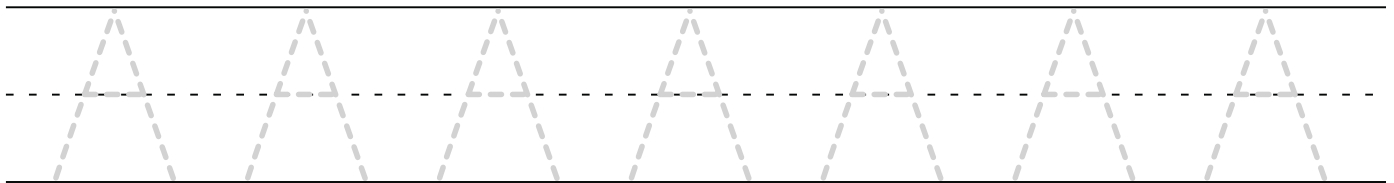
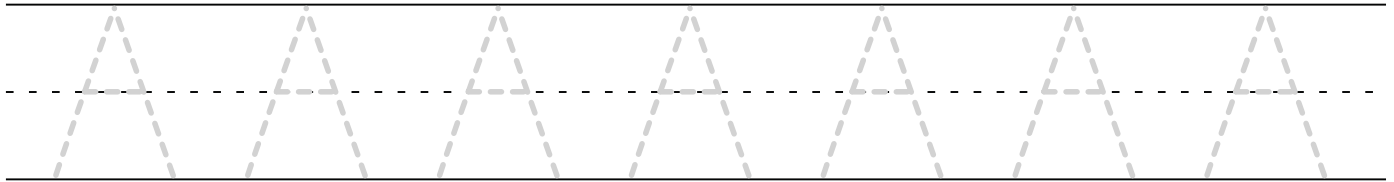
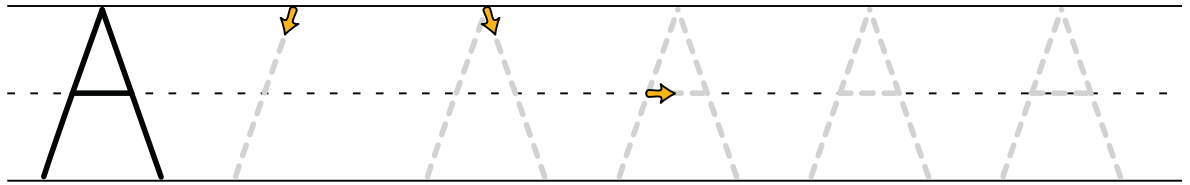


**Tracing the letter A:** Direct your child to hold the pencil firmly between his thumb and index finger, resting it on his middle finger for support. The arrows indicate the proper and easiest construction of the letter.



**Tip for parents:** It's time to draw "A" tent! After drawing the first line, have your child lift his pencil, go back to the top and make the second wall of the tent.

Why keep the fun all to yourself? Please feel free to share this worksheet with friends. See more worksheets at [KiDoTi.com](http://KiDoTi.com)