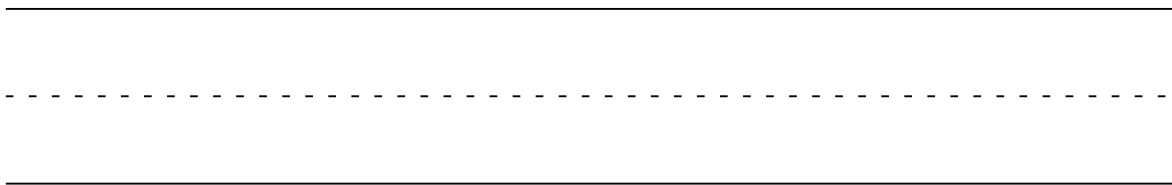
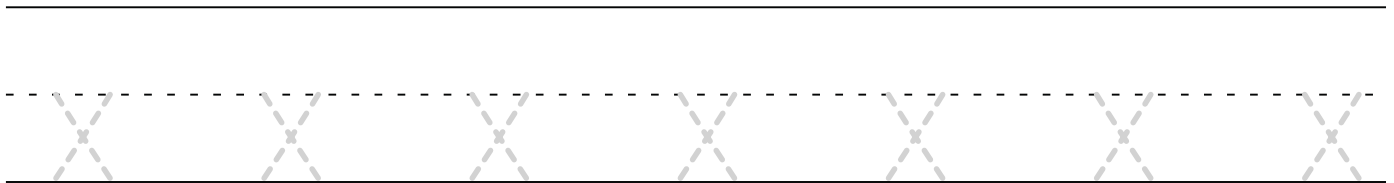
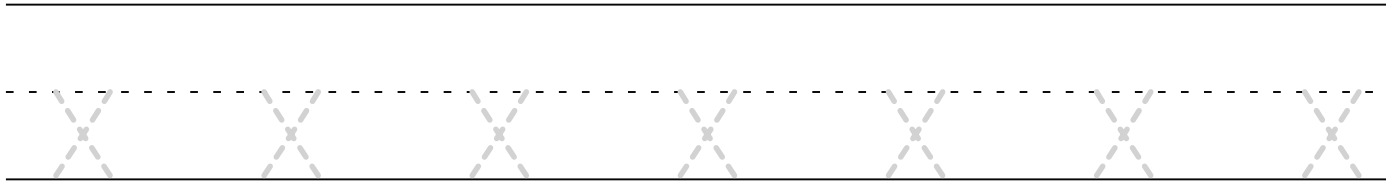
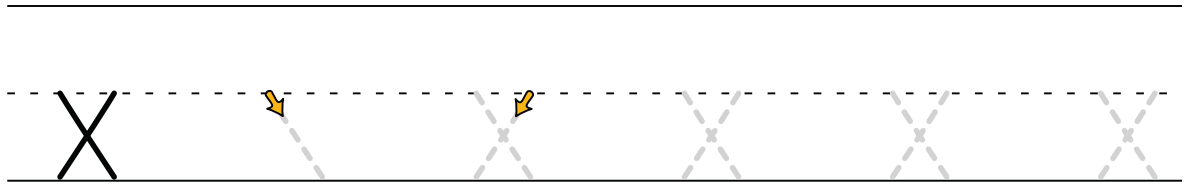




**Tracing the letter x:** Direct your child to hold the pencil firmly between his thumb and index finger, resting it on his middle finger for support. The arrows indicate the proper and easiest construction of the letter.



**Tip for parents:** Remind your child to watch closely as he draws the second line, ensuring the lines cross at their midpoints. Unlike an uppercase X that crosses on the dashed line, there is no "midpoint guide" for the lowercase x.

Why keep the fun all to yourself? Please feel free to share this worksheet with friends. See more at [KiDoTi.com](http://KiDoTi.com)