





Matching pictures with the M sound: Direct your child to say the name of each picture and paste a letter square next to each picture that starts with that sound. Paste a blank square next to each picture that does not.



Tip for parents: Celebrate "M Day" with a dinner that has foods that begin with the M sound. Serve foods such as meatballs, macaroni, mushrooms and mashed potatoes. Serve mini-marshmallows or muffins for dessert!

Why keep the fun all to yourself? Please feel free to share this worksheet with friends. See more at KiDoTi.com