










Matching pictures with the F sound: Direct your child to say the name of each picture and paste a letter square next to each picture that starts with that sound. Paste a blank square next to each picture that does not.



Tip for parents: Serve a "finger food" meal to celebrate the letter F! An added bonus would be if the foods began with the sound of the letter F, such as french fries or fish sticks!

Why keep the fun all to yourself? Please feel free to share this worksheet with friends. See more at KiDoTi.com