









Matching pictures with the D sound: Direct your child to say the name of each picture and paste a letter square next to each picture that starts with that sound. Paste a blank square next to each picture that does not.



Tip for parents: Cut pictures out of magazines and put them in a bag to play "Dig for D Words!" Ask your child to "dig" into the bag for one picture each time. If it begins with the D sound, he can paste it on a special "D" page.

Why keep the fun all to yourself? Please feel free to share this worksheet with friends. See more at KiDoTi.com