






Matching pictures with the B sound: Direct your child to say the name of each picture and paste a letter square next to each picture that starts with that sound. Paste a blank square next to each picture that does not.



Tip for parents: Create a "B" day breakfast! Serve bananas, blueberries, bran muffins, biscuits or bacon. As your child eats, ask him to say aloud the name of each food.

Why keep the fun all to yourself? Please feel free to share this worksheet with friends. See more at [KiDoTi.com](https://www.kidoti.com)