







Matching pictures with the S sound: Direct your child to say the name of each picture and paste a letter square next to each picture that starts with that sound. Paste a blank square next to each picture that does not.



Tip for parents: Reinforce the S sound by asking your child to collect household items that begin with that sound, such as string, a safety pin or a straw.

Why keep the fun all to yourself? Please feel free to share this worksheet with friends. See more at KiDoTi.com