









Matching pictures with the P sound: Direct your child to say the name of each picture and paste a letter square next to each picture that starts with that sound. Paste a blank square next to each picture that does not.



Tip for parents: Have a "P Party" with snacks that start with the P sound such as popcorn, peanuts, peanut butter sandwiches, pickles, potato chips, pie or pizza.

Why keep the fun all to yourself? Please feel free to share this worksheet with friends. See more at KiDoTi.com