




Identifying letters: Draw a circle around every letter on the page. Direct your child to begin on the top row, moving one by one from left to right identifying the name of each item.



Tip for parents: Suggest a letter and ask your child to say the letter that comes next in the alphabet. With practice, your child will not need to begin with A and go through the alphabet each time.

Why keep the fun all to yourself? Please feel free to share this worksheet with friends.
See more at © [KiDoti.com](https://www.KiDoti.com) - All rights reserved