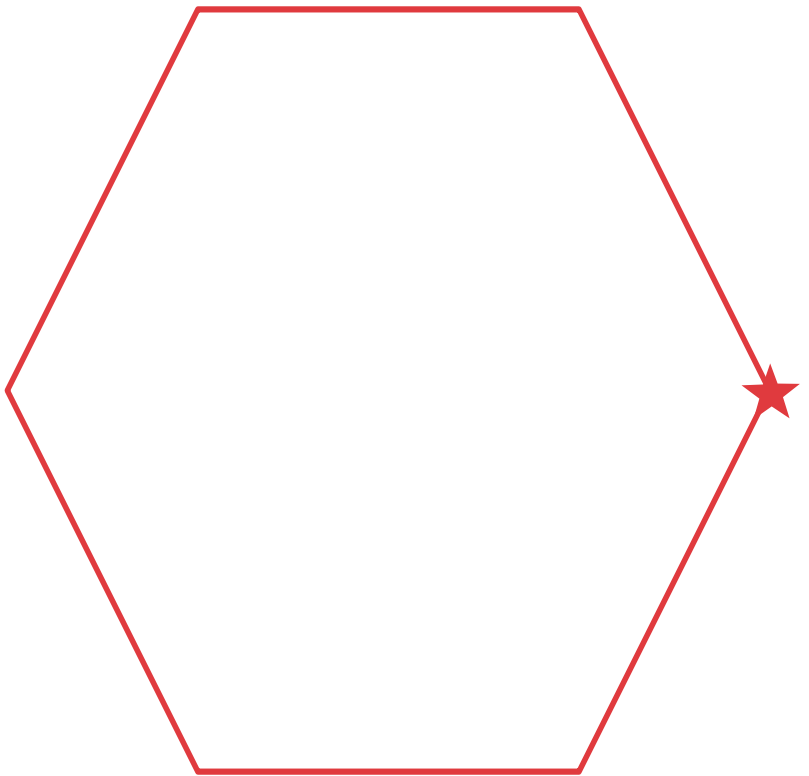





FINE MOTOR

Cutting shapes: Ask your child to cut out each shape by cutting from the outside of the paper towards the star and then continuing around the shape. Have him hold the paper in his non-dominant hand moving the paper to create smooth cuts.



Tip for parents: Consider buying at least two pairs of child-sized scissors. That way, more than one child can cut at a time which lends itself well to fun group cutting activities and crafts.

Why keep the fun all to yourself? Please feel free to share this worksheet with friends. See more at [KiDoTi.com](https://www.kidotiti.com)