








FINE MOTOR

Cutting lines: Ask your child to cut along each line using large, smooth snips. Instruct your child to hold the paper in his non-dominant hand, moving the paper to create the zigzag cuts.



Tip for parents: Cut a piece of paper in a unique way and then challenge your child to cut a second piece of paper in the same way. Cut using zigzags and curves to make the shape distinct.

Why keep the fun all to yourself? Please feel free to share this worksheet with friends. See more at [KiDoTi.com](https://www.kidoti.com)