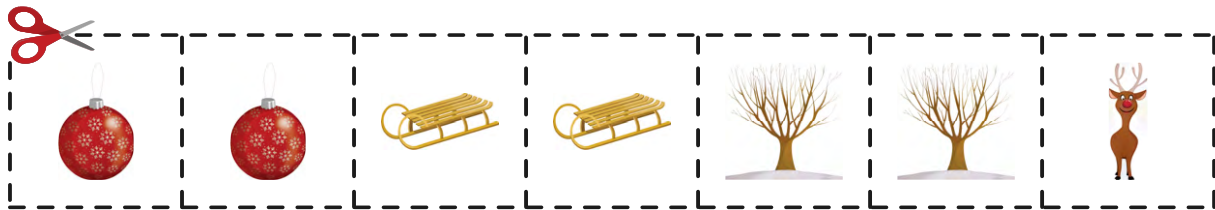




Completing Christmas patterns: Cut out the pictures at the bottom of the page. Then direct your child to complete each pattern by pasting the correct picture in each blank space.



Tip for parents: Ask your child to arrange some ornaments according to a pattern. For example, circular ornament, star ornament, angel ornament, circular ornament, star ornament, angel ornament.

Why keep the fun all to yourself? Please feel free to share this worksheet with friends. See more at KiDoTi.com