





Identifying syllables: Say aloud the name of each picture. Then repeat the name of each picture, clapping once on each syllable. Circle the corresponding number of clapping hands.

Tip for parents: After reading an Easter story to your child, ask him to randomly point to words in the book. After you read each word, ask your child to repeat it and clap for each syllable.

Why keep the fun all to yourself? Please feel free to share this worksheet with friends. See more at [KiDoTi.com](https://www.kidoti.com)